



# Capacity-Building Workshop Report

October 2023

Developed by:



Climate Change Management and Communication

[www.libelula.com.pe](http://www.libelula.com.pe)





## Acronyms

**PA** Pacific Alliance

**BTR** Biennial Transparency Report

**BUR** Biennial Update Report

**CMA** Conference of the Parties serving as the meeting of the Parties to the Paris Agreement

**UNFCCC** United Nations Framework Convention on Climate Change

**CRT** Common Reporting Tables

**CTF** Common Tabular Formats

**GHG** greenhouse gases

**NGHGI** National Greenhouse Gas Inventory

**IPCC** Intergovernmental Panel on Climate Change

**MPG** Modalities, Procedures and Guidelines

**MRV** Measurement, Reporting, and Verification

**NDC** Nationally Determined Contributions

## 1. Background

The Pacific Alliance MRV Technical Subgroup seeks to strengthen and advance in the harmonisation and convergence of climate MRV. To this end, one of the activities prioritised by the countries is capacity-building for the preparation of the Biennial Transparency Reports. For this purpose, Gold Standard, as the implementing partner, contracted Libélula to develop the consultancy service whose objective is to prepare the technical teams of the Pacific Alliance (PA) member countries and Ecuador for the development and submission of their Biennial Transparency Reports.

The first report of this consultancy service presents the gap analysis results on the requirements for the submission of BTRs, as well as the main general capacity-building needs of the PA countries and Ecuador. Based on the analysis developed, it was identified that the main capacity-building needs of the PA countries and Ecuador are related to the identification of progress indicators for tracking of NDCs, filling in tabular formats (CTF), the preparation of GHG projections, the effects of mitigation measures, monitoring of NAPAs, application of flexibility and the identification of climate finance supply. Regarding the tabular formats, two main ones were identified on which capacity-building efforts could focus: those related to the NDC tracking indicators and the ones related to the funding required for NDC implementation.

Subsequently, a virtual session was held to co-create the capacity-building workshop with the focal points. This co-creation session allowed to deepen the capacity-building needs of the PA countries and Ecuador and prioritise those issues to address them during the workshop: i) Fill in the tabular format for funding needed and ii) identification of indicators for tracking progress of the NDCs.

## 2. Objectives of the workshop

The general objective of the Capacity-Building Workshop sessions was to increase knowledge about the requirements of the BTR. This was expected to provide the necessary tools for the PA countries and Ecuador to submit their first BTR within the timeframe set by the United Nations Framework Convention on Climate Change and with the best possible quality.

The specific objectives that were outlined were the following:

- Advancing in understanding the specific section on the tracking of NDC progress.
- Solving questions about indicators to track NDC progress.
- Presenting the reference guide for the BTR for the Pacific Alliance countries and Ecuador.
- Advancing in the understanding of the specific section on tabular formats.
- Solving doubts about filling in tabular formats.

### 3. Value proposition

There is currently an offer of workshops and training for countries in the region on the Modalities, Procedures and Guidelines for the Transparency Framework for measures and support. The consultancy team has been participating in them to analyse both the contents and the methods and to be able to generate a differentiated value proposition. The current trainings consist largely of extensive and general presentations on the detail of the decisions of the United Nations Framework Convention on Climate Change (UNFCCC). This, while helpful, does not necessarily contribute to greater readiness for those tasked with developing the BTRs. In addition, these trainings do not include examples that allow countries to visualise the solutions to their analysis and reporting challenges more practically. Finally, these efforts do not result in concrete tools to support countries in their BTR development process.

The training sessions implemented were differentiated, firstly, by having a participatory and interactive approach, taking examples from leading countries, providing information dynamically and seeking to generate interaction among participants. In addition, the workshops were based on an exhaustive analysis of the reality of each country. They had spaces to ask experts questions based on their own reality to shorten information gaps.

Furthermore, to ensure subject matter expertise and access to the actual tabular formats that countries will have to fill in (currently restricted access), experts from the UNFCCC Secretariat were contacted to coordinate the presentation of the tabular formats in an interactive way, as well as to provide examples of indicators in the framework of tracking progress of the NDC.

The training included practical tools, developed in this consultancy service, so that the Pacific Alliance countries and Ecuador can complete the preparation of their BTRs in a simple and clear manner. These are the reference guides for the BTR, and the checklist of available information based on the analysis of reports submitted to the UNFCCC.

Finally, entry and/or exit surveys were used in both sessions to measure the participants' acquired knowledge.

### 4. Workshop Resources

#### Session 1. Indicators for tracking progress of the NDC

The presentations and resources provided by the Convention experts and the Libélula team are attached below:

- Workshop presentation [2023.09.25 Taller de Fortalecimiento de Capacidades - Indicadores de la NDC.pdf](#)
- Presentation on indicators for tracking progress of the NDC by Tibor Lindovsky, Programme Officer, UNFCCC: [Introduction to BTRs and tracking NDCs .pdf](#)
- Practical exercise on specific national indicators: [Ejercicio evaluación de indicadores de NDC](#)
- BTR Reference Guide Presentation: 2023.09.13 [2023.09.13 Guía de referencia BTR.pdf](#)
- BTR Reference Guide : [2023.11.02 BTR | Guía de referencia VF](#)

### Session 1. Indicators for tracking progress of the NDC

Guidance on indicators for tracking progress of the NDC was provided during the meeting:

- Technical Training Materials of the Consultative Group of Experts (CGE): <https://unfccc.int/process-and-meetings/bodies/constituted-bodies/consultative-group-of-experts-cge/cge-training-materials/enhanced-transparency-framework-technical-material>

An entry and exit survey were carried out in order to measure the knowledge acquired by the participants.

- Entry survey: [25.09. Encuesta de entrada.pdf](#)
- Exit survey: [25.09. Encuesta de salida.pdf](#)

### Session 2. Filling in the tabular format for funding needed and indicators for tracking progress of the NDC

The presentations and resources provided by the Convention experts and the Libélula team are attached below:

- Workshop presentation: [2023.09.29 Taller de Fortalecimiento de Capacidades - Formatos tabulares y flexibilidad.pdf](#)

During the session, comments were made on the Latin American and Caribbean Climate Week (LACCW 2023) event, which will be held in Panama City from 23-27 October this year hosted by the Government of Panama. This event will be organised in parallel to the 23rd Meeting of the Forum of Ministers of the Environment of Latin America and the Caribbean. During this week, there will be training on transparency in the region, full room all day long for the first two days and only half a day on the 25th.

- For further information, please visit the following link: <https://unfccc.int/es/semana-del-clima-de-america-latina-y-el-caribe-2023-0>

An exit survey was conducted, in order to measure the knowledge acquired by the participants.

- Exit survey: [29.09. Encuesta de salida formatos tabulares y flexibilidad.pdf](#)

## 5. Results

### 5.1. Session 1. Indicators for tracking progress of the NDC

#### 5.1.1. Workshop General Information

<b>Session 1. Indicators for tracking progress of the NDC</b>
<ul style="list-style-type: none"> <li>• Date: Monday, 25 September</li> <li>• Format: Virtual (Zoom platform)</li> <li>• Time: 9:00 am Colombia, Ecuador, Peru / 11:00 am Chile and 8:00 am Mexico</li> <li>• Duration: 3 hours</li> <li>• Session Concept Note: <a href="#">Concept note</a></li> <li>• Recording: <a href="#">Session recording</a></li> <li>• Total of people registered: 58. <a href="#">List of people registered</a></li> <li>• Total number of attendees 47 (21 males and 26 females). <a href="#">Attendance list</a></li> </ul>

#### 5.1.2. Agenda

<b>Schedule (Peru Time)</b>	<b>Activities</b>
9:00-9:10	<p><b>Welcome and presentation of workshop objectives</b></p> <p>Juan Felipe Franco, SGT-MRV Coordination (Welcome) Pía Zevallos, Libélula (workshop objectives)</p>
9:10 - 10:40	<p><b>Session on indicators for tracking progress of the NDC:</b></p> <ol style="list-style-type: none"> <li>1. Brief introduction to Biennial Transparency Reports (BTRs), e.g. key provisions of the BTRs and BTR outline;</li> <li>2. Brief overview of the information to be submitted on the tracking progress of the NDC;</li> <li>3. Overview of steps for Parties to track progress of the NDC by indicators;</li> <li>4. Examples of indicators to track progress of the NDC;</li> <li>5. Interactive discussion and Q&amp;A session based on information provided by countries on specific national indicators.</li> </ol> <p>Tibor Lindovsky, Programme Officer, UNFCCC</p>
10:40 am - 10:45 am	<b>Break</b>
10:45 -11:00	<p><b>Key messages for PA countries and Ecuador</b></p> <p>Pía Zevallos, Libélula Presentation of key messages:</p>
11:00-11:20	<b>BTR Reference Guide for Pacific Alliance Countries - Interactive Presentation</b>
11:20 - 11:30	<p><b>Satisfaction survey and closing remarks</b></p> <p>Juan Felipe Franco, SGT-MRV Coordination</p>

### 5.1.3. Main Session Ideas

#### a) Session on indicators for tracking progress of the NDC

- **The challenge:** Submit the first BTR and NIR (if sent separately), according to the MPGs (decision 18/CMA.1) no later than 31 December, 2024.
- **Flexibility:** It should be **self-determined** for developing countries that need flexibility in light of their capacities. The capacity limitations and improvements in reporting over time in the BTRs must be specified concisely.
- If the **adaptation communication** is presented as a component of the BTR, the Party must clearly identify the relevant sections.
- **Information to be submitted** on the tracking of NDC progress:
  - A. National circumstances and institutional arrangements
  - B. Description of the NDCs
  - C. Information needed to track progress in implementing and achieving nationally determined contributions under Article 4 of the Paris Agreement → **this section must include relevant information on indicators (narrative + CTFs)**
  - D. Mitigation policies and measures, actions and plans, including those with secondary mitigation co-benefits resulting from adaptation actions and/or economic diversification plans, related to implementing and achieving the nationally determined contribution under Article 4 of the Paris Agreement
  - E. Summary of greenhouse gas emissions and removals
  - F. Projections of greenhouse gas emissions and removals, as appropriate
  - G. Other information
- **Process for Parties to track progress of the NDC by indicators:**

Indicators can be qualitative or quantitative. Ideally, these indicators have already been defined in the NDC preparation process and are (or, once defined, will be) relevant to the NDC and meaningful for tracking progress.

The table below shows some possible indicators that Parties may consider based on information reported in existing NDCs and referenced in MPDs.

NDC Target Type	Possible indicators (non-exhaustive)
Reduction of absolute emissions or limitation targets relative to a base year	GHG emissions (tCO <sub>2</sub> eq.) with or without LULUCF, as applicable, based on a year/period, current year and year/period targets, emissions reduction (tCO <sub>2</sub> eq.).

NDC Target Type	Possible indicators (non-exhaustive)
Emissions reduction targets below the "business as usual (BAU)" level	GHG emissions for a BAU scenario (if different according to a reference level) with or without LULUCF, as appropriate, indicators for a BAU scenario (e.g. GDP, energy consumption, population, fuel demand); current emissions under BAU.
Intensity target	GHG emissions in the current year/period or target year; <i>drivers</i> in the current year/period or target year (GDP, per capita, energy consumption).
Maximum Targets	GHG emissions (tCO <sub>2</sub> eq.) in all years, mainly for the year's targets, with or without LULUCF.
Policies and measures	Status of implementation of policies and measures (e.g. planning, in process of implementation, policies and measures already adopted); description of what would have happened in the country without these policies; quantification of emissions from policy impacts, number of policies and measures implemented, finance, technology or capacity-building support received for the implementation of policies and measures.
Other (e.g. mitigation co-benefits or adaptation actions, non-GHG targets)	Description of adaptation actions currently undertaken that have mitigation co-benefits; quantification of mitigation co-benefits (possibility to include "policies and measures" indicators).

Finally, an overview is presented for countries to track NDCs by indicators:

1. Identifying appropriate indicators
  2. Providing baseline/ reference level/ base year information (always up to date, reflecting reality)
  3. Most updated information for each of the years reported in the implementation period.
  4. Comparing steps 3 and 4, to track progress made in implementing the NDC.
- The **relevant CTFs tables** to track progress of the NDC are in Annex II decision 5/CMA.3:
    - Table 1 (Description of the selected indicators): These tables should provide general information about the indicators: description of the selected indicators.
    - Table 2 (Definitions needed to understand the NDCs): Further details and definitions are provided to understand the NDCs. The idea is that when other countries see the table, they understand why the Party chose that indicator.
    - Table 4 (Progress tracking): Information on the last years of implementation of the NDCs should be reflected, for example GHG emissions, ITMOs.
    - Table 10 (Projections of key indicators): Expectations about the future, the country should be able to see the trajectory and provide some kind of expected future scenario for each of the indicators.
  - According to UNFCCC experts, the following should be taken into account when choosing the best indicators:



- The type of information required.
- Whether information is available, or it has already been collected for other purposes. Indicators should be measurable with historical information. Note that the same indicators will be expected to continue to be reported in the following BTRs.
- The years for which information is available. For the presentation of indicators, consistency in measurement is key.
- Whether the information is available with the right scope and in the right units.
- The information has the necessary quality. We must focus on **quality not quantity**. It is important to have the vision to improve over time and be realistic with what they can achieve now. Then, improve that capacity to progressively improve reporting.
- Are calculations are needed to collect the indicators (e.g. GHG emissions, GHG emission reductions or removals?) If so, are there any internationally accepted practices that should be used, for example, the 2006 IPCC Guidelines for National GHG Inventories, the World Resources Institute Policy and Action Standard, indicators of progress for mitigation and/or adaptation actions as agreed to inform donors.
- The indicators should be able to measure the NDC target, so if there are adaptation targets, for example, there would also be indicators.
- Indicators can be set up in response to the goal specified in the NDC and not by measures. It is more cautious to use indicators for which you know that you have the resources and you are sure that you can collect the information with the required quality and on a regular basis. If the first BTR includes information about a certain indicator, and for the next version of the BTR, the information cannot be collected, the reason behind it will have to be reported.

## b) BTR Reference Guide for Pacific Alliance Countries

- The reference guide is a common content proposal developed under the Project “Preparation of Biennial Transparency Reports” executed by Libélula, funded by Environment and Climate Change Canada (ECCC) through Gold Standard and the support of the Technical Subgroup on MRV and Climate Change of the Pacific Alliance (SGT-MRV).
- The guide aims at harmonising a format of the first Biennial Transparency Report (BTR), which will make the monitoring of progress easier in terms of reporting the national greenhouse gas inventory, the implementation and achievement of nationally determined contributions (NDCs) and the application of flexibility in this first round of reporting. This Format comprises consolidated information on the decisions of the UNFCCC, a comprehensive analysis of the reality of each country about its latest Biennial Update Reports (BUR), National Greenhouse Gas Inventory (NGHGI), NDC, and also includes examples of leading countries.

### 5.1.4. Contacts

- Tibor Lindovsky | UNFCCC | [tlindovsky@unfccc.int](mailto:tlindovsky@unfccc.int)

- Marlan Pillay | UNFCCC | mpillay@unfccc.int

## 5.2. Session 2. Filling in the tabular format for funding needed and indicators for tracking the NDC

### 5.2.1. Workshop General Information

<b>Session 2. Filling in the tabular format for funding needed and the indicators for tracking the NDC</b>
<ul style="list-style-type: none"> <li>• Date: Friday, 29 September</li> <li>• Format: Virtual (Zoom platform)</li> <li>• Time: 9:00 am Colombia, Ecuador, Peru / 11:00 am Chile and 8:00 am Mexico</li> <li>• Duration: 3 hours</li> <li>• Concept note for the session: <a href="#">2023.09.29 Taller FC Formatos tabulares.pdf</a></li> <li>• Recording: <a href="#">Session recording</a></li> <li>• Total people registered: 49. <a href="#">List of people registered</a></li> <li>• Total participants: 24 (17 women and 7 men). <a href="#">Attendance list</a></li> <li>• Tracking checklist carried out in group work: <ul style="list-style-type: none"> <li>◦ <a href="#">Checklist de seguimiento Colombia.pdf</a></li> <li>◦ <a href="#">Checklist de seguimiento Ecuador.pdf</a></li> </ul> </li> </ul>

### 5.2.2. Agenda

<b>Schedule (Peru Time)</b>	<b>Activities</b>
9:00 - 9:10 am	<b>Welcome and presentation of workshop objectives</b>  Juan Felipe Franco, SGT-MRV Coordination Pia Zevallos, Libélula
9:10 - 9:55 am	<b>Session on Tabular Formats regarding Financing, Technology Development and Transfer, and Capacity-Building</b>  Gopal Joshi and/or Ricardo Bothe-Palisoc, Transparency Division
9:55 - 10:10 am	<b>Questions and Answers Session</b>
10:10 - 10:15 am	<b>Break</b>
10:15 - 11:00 am	<b>Session on Tabular Formats regarding tracking progress in the NDC implementation and practical examples of how countries apply flexibility</b> <ol style="list-style-type: none"> <li>1. Introduction, Vlad Trusca, Manager, Transparency Division</li> <li>2. Presentation, Jamie Howland and/or Lonava Tahreen, Transparency Division</li> </ol>
11:00 - 11:15 am	<b>Questions and Answers Session</b>
11:15 - 11:50 am	<b>Group activity: Checklist of information needed for the BTR</b>

Schedule (Peru Time)	Activities
11:50 - 12:00 pm	<b>Satisfaction survey and closing remarks</b>  Juan Felipe Franco, SGT-MRV Coordination

### 5.2.3. Main Session Ideas

#### a) Session on Tabular Formats regarding Tracking Progress in the NDC Implementation and Practical Examples of How Countries Apply Flexibility and on Tabular Formats on Financing, Technology Development and Transfer, and Capacity-Building

- For the ETF Reporting Tools platform, there are only 4 users per country in this version. Therefore, focal points must choose 3 people in addition to them to be able to access. If any country needs additional people, the necessary permissions can be granted, but it is still a trial version.
- For the final version we expect to have 2000-3000 users from all countries.
- Information cannot be entered into the ETF Tools right now as it is still being updated.
- The ETF Reporting Tools is focused only on data entry, then a button is clicked and the tables are generated automatically. These will have to be included in the BTRs.
- Within the ETF Reporting Tools, JSON files can be uploaded.
- Because the ETF Reporting Tools is in a trial period, the formats can be downloaded to work offline as well.

#### b) Group activity: Checklist of necessary information for the BTR

- In the group activity, attendees were grouped according to their country of origin to complete the checklist of necessary information for the BTR. Although representatives from Colombia, Ecuador, Mexico and Peru were present at the beginning of the session, only representatives from Colombia and Ecuador participated in this activity.
- This group activity was developed based on 3 questions:
  - Do you agree with the analysis carried out by the consultancy service? (Not Started, In Progress, Done)
  - What progress have you made?
  - Who should provide you with information? / Who do you have to involve?
- About Colombia's checklist:
  - During the process of preparing the Gap Analysis, eight sections of the BTR were not started, however on this occasion it is noted that many of them are currently in progress and the "Estimation of the effects of the main policies and measures adopted" and all the annexes are not started with the exception of the "Technical Annex on REDD+ results".

- Regarding the National GHG Inventories, the representatives from Colombia stated that they already have an analysis of stakeholders and their role within the project. In accordance with Law No. 2169, the ministries have established goals, and the academia also generates information (panel of experts). Likewise, they are analysing up to which year they will submit the inventory.
- Regarding the description of the NDC, they are discussing whether the effects of the main policies by measures will be submitted. In addition, the post analysis of the implemented and planned measures is pending.
- Finally, with regard to flexibility, it is very likely that it will be applied, but the discussion between the Ministry and IDEAM has not yet begun.
- About Ecuador's checklist:
  - During the process of preparing the Gap Analysis, six sections of the BTR were not started, however, on this occasion it is noted that many of them are currently in progress and only the "Annex IV" Information on the country's participation in cooperative approaches is not yet started.
  - Regarding the methods of National GHG Inventories, although it had been stated that it had been completed, the team indicated that it is in progress given that now they have information from 2018 and it is planned to have 2020, 2021 and 2022 GHGI for the 5NC (which begins in October 2023).
  - Regarding the description of the NDC, although at the moment it is finished, a second NDC process (2026-2035) -associated with participatory processes to have greater ambition- is being started. Therefore, although there has been no new update since 2019, reports have been produced annually since 2020 so that once the BTR process is implemented it can feed the projections and NDC targets.
  - Regarding flexibility, to track the NDC, the Colombia team has carried out an analysis of the fields that will be able to report. The content of this information is still being consolidated within the framework of the BTR process and the Fifth National Communication (5CN).

#### **5.2.4. Contact**

- Vlad Trusca | UNFCCC | [vtrusca@unfccc.int](mailto:vtrusca@unfccc.int)

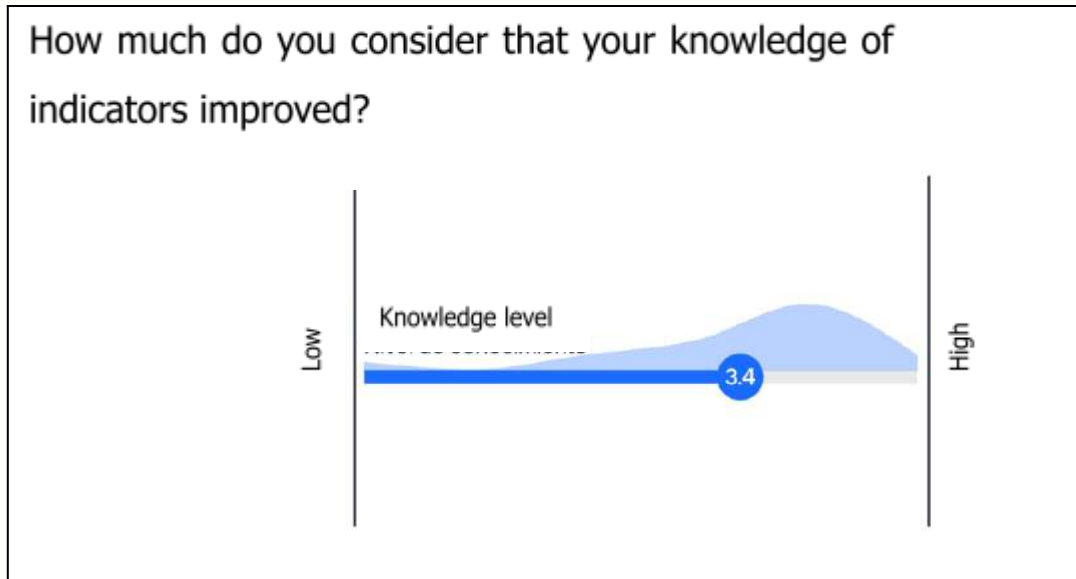
### 5.3. Achievement of Workshop Objectives

Specific Objectives of the Capacity-Building Workshop	Achievement indicators of the objective
Advancing in the understanding of the specific section on the tracking progress of the NDC.	<p>Training regarding NDC indicators was conducted in Session 1. At the end of the session there was a space for questions and answers in which the doubts of the countries regarding the topic were clarified. In addition, the specialists shared their emails, giving the chance for subsequent consultations.</p> <p>The specific indicator is the exit survey where 38% of the participants consider that their knowledge about indicators improved from 52% to 68%, as indicated in the results.</p>
Solving questions about indicators to track progress of the NDC.	
Submitting the BTR Reference Guide for the Pacific Alliance Countries and Ecuador.	<p>The Reference Guide for the BTR, the process followed for its construction, and its content were presented.</p>
Advancing in the understanding of the specific section on tabular formats.	<p>The training on the Filling in the tabular format for funding needed and the tracking indicators of the NDC was carried out in session 2. Also, we accessed the ETF Reporting Tools platform, where the steps to follow for the filling in the formats were explained in detail. At the end of the session there was a space for questions and answers in which the doubts of the countries regarding the topic were clarified. In addition, the specialists shared their emails, giving the chance for subsequent consultations. The specific indicator is the exit survey where 45.8% of the participants considered that their knowledge on the filling in the tabular formats regarding the tracking of progress in NDC implementation as well as financing, technology development and transfer and capacity-building improved by 76%, while the same percentage of participants considered that their knowledge on the application of flexibility improved by 68%.</p>
Solving doubts about filling in the tabular formats.	

## 5.4. Impact and Feedback

Figure 1 shows the satisfaction survey that was carried out at the end of **Session 1. Indicators for tracking progress of the NDC**, a total of 18 answers were received, obtaining the following results:

**Figure 1. Results of the Workshop Satisfaction Survey dated 25.09.2023**



With 47 attendees and 18 people who answered the satisfaction survey, it is noticed that 38% of participants consider that their knowledge on indicators improved by 0.8, since in the entry survey they claimed to have a knowledge of 2.6, and in the exit survey a 3.4, which, on a scale from 1 to 5, means that their knowledge improved from 52% to 68%. In addition, the following testimony was received from one of the participants:

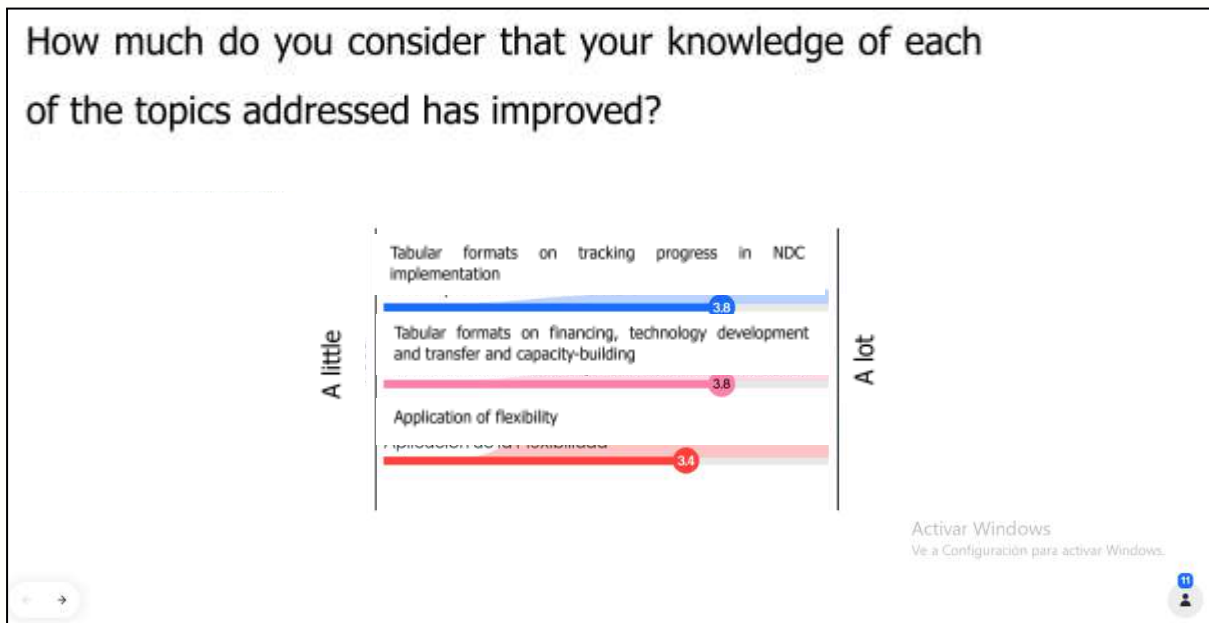


Thank you very much for this technical assistance! It's extremely important! See you on Friday!

**Ana María Pulido Sánchez - Colombia**

On the other hand, Figure 2 shows the satisfaction survey that was carried out at the end of Session 2. **Filling in the tabular format for funding needed and indicators for tracking progress of the NDC**, a total of 11 answers were received, obtaining the following results:

**Figure 2. Results of the Workshop Satisfaction Survey dated 29.09.2023**



With 24 attendees and 11 people who answered the survey, it is noticed that 45.8% of participants consider that their knowledge on the filling in the tabular formats regarding the tracking of progress in the NDC implementation as well as financing, technology development and transfer and capacity-building improved by 76%, while the same percentage of participants considered that their knowledge on the application of flexibility improved by 68%. In addition, testimonials were received from participants via zoom chat, below we share one of the testimonials:

★★★★★

Thank you very much! It's been a super productive day. It was a pleasure to share the experience of Ecuador.

**Selene Defaz - Ecuador**



## 6. Recommendations

Based on the workshop results, it is recommended to continue capacity-building related to filling in the tabular format for funding needed and the indicators for tracking the NDC. To this end, it is suggested that the focal points attend the Latin America and Caribbean Climate Week (LACCW), especially to the *"Showcasing the new ETF reporting tools and training the Parties on using them"* session to be held on 23rd October, which is organised by the UNFCCC Transparency Division. This session will enable to reinforce the skills acquired in session 2 of this capacity-building workshop. In addition, as a product of this Workshop, there is the recording of the sessions, which will be of great help when countries address the sections of which capacity-building was done.

Likewise, although the "Information on the main impacts and adaptation needs under Article 7 of the Paris Agreement" session is framed in the voluntary section of the BTR, it is suggested to have a subsequent process focused on the design of indicators for the NDC adaptation commitments of the Pacific Alliance Countries and Ecuador, given that adaptation is a priority topic for the Latin American region<sup>1</sup>. In the same regard, as part of future training processes, it is suggested that the SGT-MRV hold future training sessions focused on filling in the suggested sections on Adaptation and "Information on financial support, technology development and transfer, and capacity-building needed and received under Articles 9 to 11 of the Paris Agreement".

---

<sup>1</sup> It should be noted that adaptation is not covered by the funding from Canada under which this consultancy service took place.

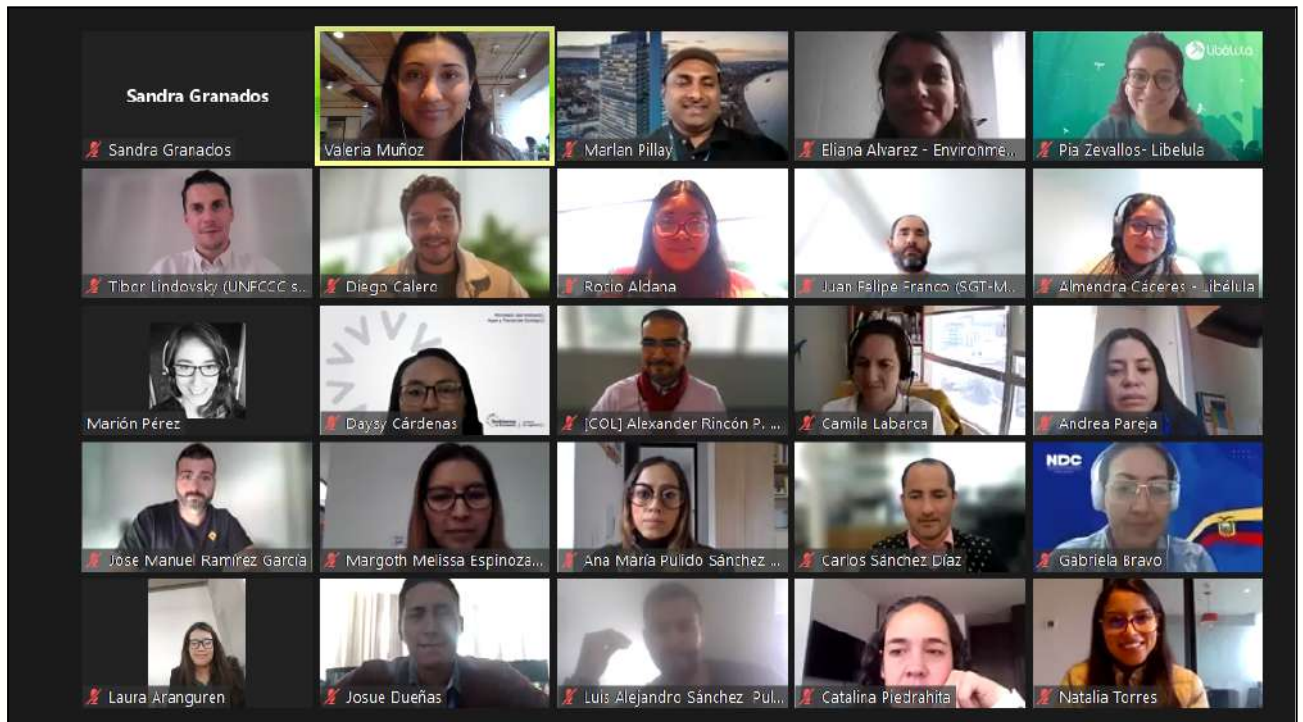




## Annexes

### Annex I. Photographic record of the sessions

#### Session 1





	<b>Amanda McKay...</b> Amanda McKay / ECCC Ca...	<b>Adam Priban (E...</b> Adam Priban (ECCC Canada)	<b>David Lock</b> David Lock	<b>Benjamin Calder...</b> Benjamin Calderon Zuleta (...)
<b>Iván Pérez-IDEA...</b> Iván Pérez-IDEAM (Colomb...	<b>Camilo Herrera</b> Camilo Herrera	<b>Lina Alejandra...</b> Lina Alejandra Obando Est...	<b>Daniela Villalba</b> Daniela Villalba	<b>Michelle Hernan...</b> Michelle Hernandez
<b>Juan Pablo Bena...</b> Juan Pablo Benavides Peña	<b>Ronny Tarira</b> Ronny Tarira	<b>Lizet Robayo</b> Lizet Robayo	<b>Carolina Garzon</b> Carolina Garzon	<b>Marcela Cepeda ...</b> Marcela Cepeda - IDEAM (...)
<b>Luis E Caicedo -I...</b> Luis E Caicedo -IDEAM(COL)	<b>Diego Alejandro...</b> Diego Alejandro Pérez Gir...	<b>Héctor William...</b> Héctor William Moreno Qu...	<b>Lydia Belmahdi</b> Lydia Belmahdi	OneDrive Capturas de pant... La captura de pan...

## Session 2

Grabando... Vista

Un participante ha habilitado los subtítulos ocultos ¿Quién puede ver esta transcripción? Gr...

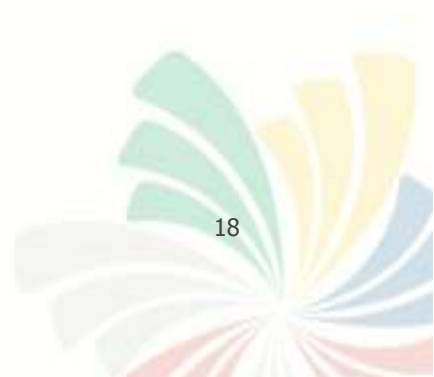
				<b>Tomoyuki AIZA...</b> Tomoyuki AIZAWA
	<b>Sandra Granados</b> Sandra Granados		<b>Samanta Corre...</b> Samanta Corredor Velan...	
	<b>Josue Dueñas</b> Josue Dueñas	<b>ECCC - Amanda...</b> ECCC - Amanda McKay	<b>Jose Manuel Ra...</b> Jose Manuel Ramirez Gar...	<b>Catherine Trem...</b> Catherine Tremblay ECCC...



Grabando...

Un participante ha habilitado los subtítulos ocultos [¿Quién puede ver esta transcripción? Gr...](#) x

<b>Tomoyuki AIZA...</b> Tomoyuki AIZAWA	 Natalia Andrea Garzón	<b>Sandra Granados</b> Sandra Granados	 Ana María Pulido Sánchez	<b>Samanta Corre...</b> Samanta Corredor Velan...
 Selene Defaz	 Gabriela Bravo	 Fernando Corbelle - DNP...	 Ronny Tarira	 Leonardo Pineda (IDEAM...
 Josue Dueñas	 Marión Pérez	 UNFCCC Team	<b>ECCC - Amanda...</b> ECCC - Amanda McKay	<b>Jose Manuel Ra...</b> Jose Manuel Ramirez Gar...
<b>Catherine Trem...</b> Catherine Tremblay ECCC...	<b>Luis Caicedo - I...</b> Luis Caicedo - IDEAM(COL)	<b>Alexandra Romo</b> Alexandra Romo	<b>Marcela Cepeda...</b> Marcela Cepeda - IDEAM...	<b>Lizet Robayo</b> Lizet Robayo
<b>Janette Frausto...</b> Janette Frausto - INECC	<b>Rocio Garcia</b> Rocío García	<b>Margoth meliss...</b> Margoth melissa Espinoz...	<b>Nelly Cabrera</b> Nelly Cabrera	 Daniela Villalba



## Technical contact:

Pía Zevallos  
General Management  
Email: [pzevallos@libelula.com.pe](mailto:pzevallos@libelula.com.pe)

Rocío Aldana  
Creation and Development  
Email: [raldana@libelula.com.pe](mailto:raldana@libelula.com.pe)

Almendra Cáceres  
Creation and Development  
Email: [acaceres@libelula.com.pe](mailto:acaceres@libelula.com.pe)

Valeria Muñoz  
Creation and Development  
Email: [vmunoz@libelula.com.pe](mailto:vmunoz@libelula.com.pe)



Libélula is a consulting company specialising in Climate Change and Communications.

Since 2007, Libélula has been developing responsible initiatives within companies and institutions that seek to integrate sustainability into their operations.

Libélula carries out innovative projects that articulate private, public, and civil society organizations in the design of policies and actions aimed at building a better future towards climate change.

**CAMBIA EL RUMBO, CAMBIA EL MUNDO**